



Bakersfield, CA

2021

Mean Appraised Value

\$ 312,036

Mean Appraised Value in
Communities of Color


\$ 281,048



Mean Appraised Value in
White Neighborhoods

\$365,893

Appraisers determine a home's value by taking into consideration the property and neighborhood characteristics. To make an "apples to apples" comparison, we use a regression model that takes into consideration neighborhood housing stock (e.g., size, type, age), socioeconomic status (e.g., property owners, employment rates, poverty), and amenities (e.g., retail stores, entertainment, services, parks). The above estimates are the mean appraised values in the metropolitan area for neighborhood with average housing stock, socioeconomic, and amenities.

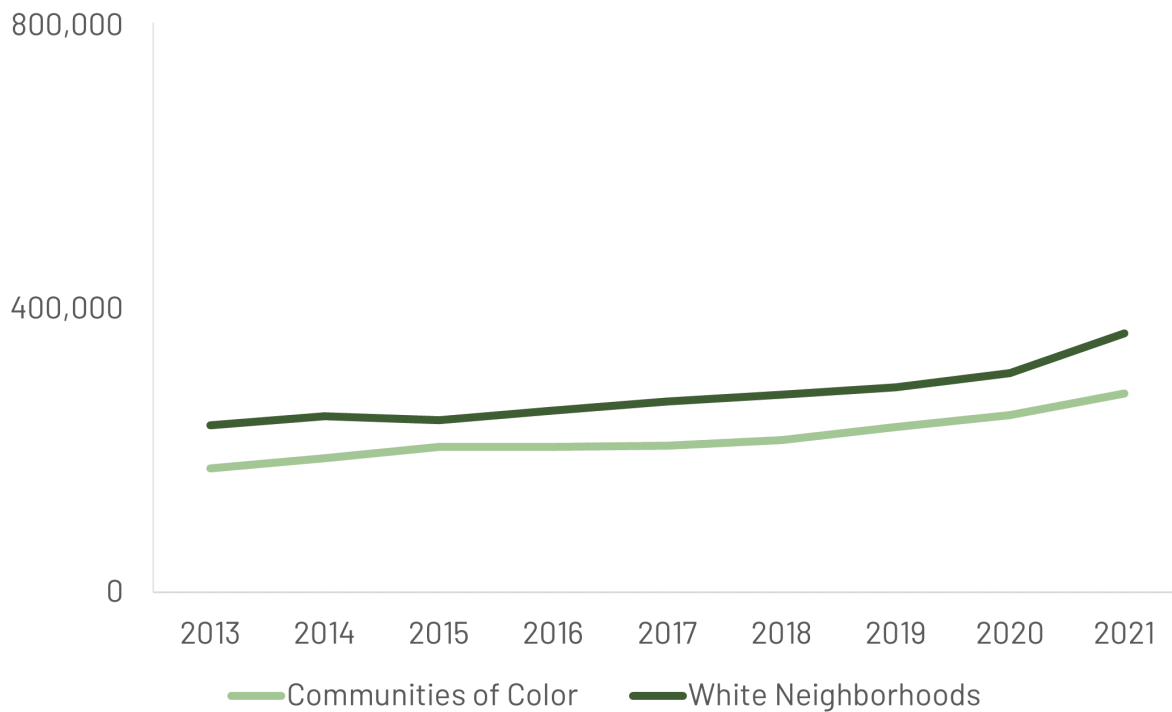


Over Time, 2013-2021

Figure 1

Mean Appraised Values Over Time

2013-2021



Source: Authors' analysis of FHFA UAD, 2006-2010, 2011-2015, and 2016-2020 American Community Survey 5-year estimates and 2013-2018 National Neighborhood Data Archive.

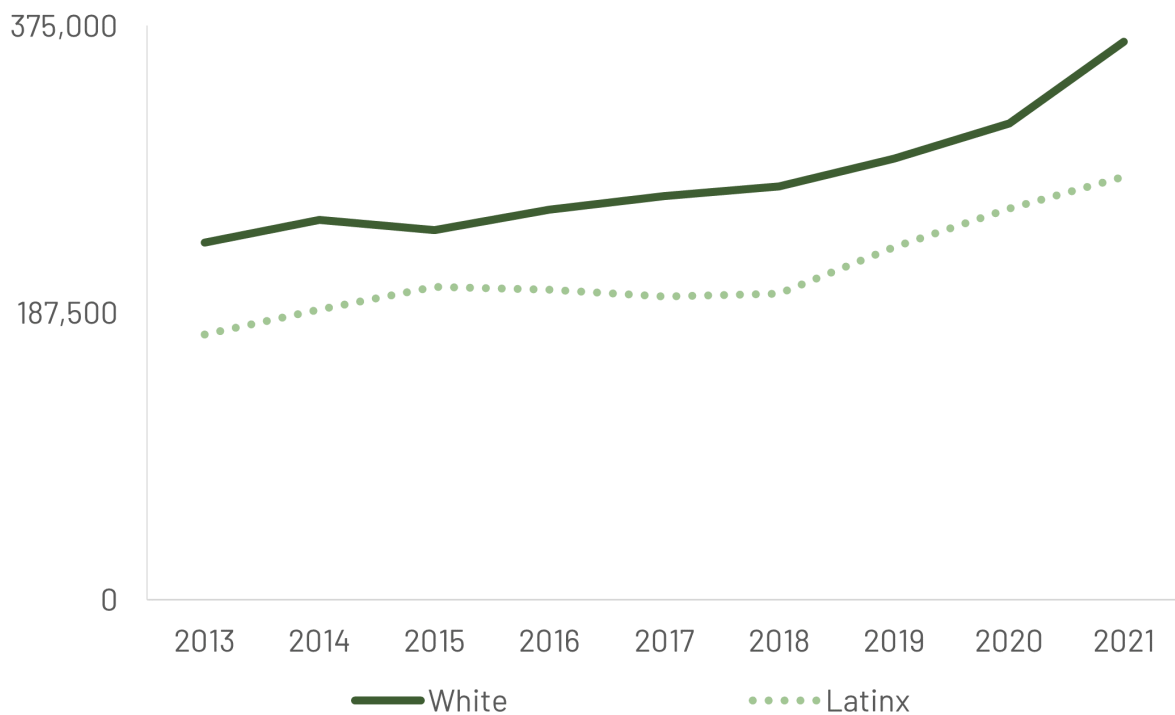
	2013	2014	2015	2016	2017	2018	2019	2020	2021
Communities of Color	175,034	189,574	205,974	205,499	207,041	215,589	234,055	250,429	281,048
White Neighborhoods	236,302	249,167	243,376	257,371	269,724	279,756	290,107	309,867	365,893



By Racial Group

Figure 2

Mean Appraised Values Over Time 2013-2021



Source: Authors' analysis of FHFA UAD, 2006-2010, 2011-2015, and 2016-2020 American Community Survey 5-year estimates and 2013-2018 National Neighborhood Data Archive.

Metropolitan Area Racial Group Proportions, 2021



Citation: Howell, Junia and Elizabeth Korver-Glenn. 2022. "Metropolitan Area Supplemental Files ." In *Appraised: The Persistent Evaluation of White Neighborhoods as More Valuable Than Communities of Color*. eruka.org/appraised