



Jackson, MS

2021

Mean Appraised Value

\$ 256,469

Mean Appraised Value in
Communities of Color


\$ 229,685



Mean Appraised Value in
White Neighborhoods

\$281,215

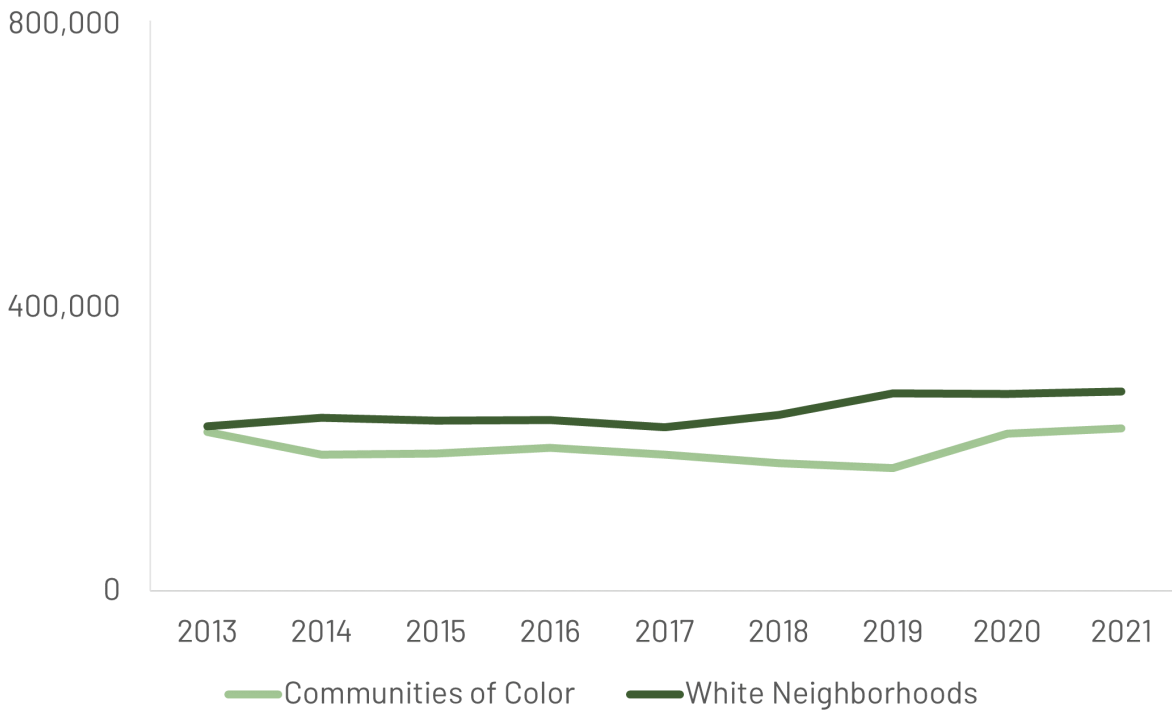
Appraisers determine a home's value by taking into consideration the property and neighborhood characteristics. To make an "apples to apples" comparison, we use a regression model that takes into consideration neighborhood housing stock (e.g., size, type, age), socioeconomic status (e.g., property owners, employment rates, poverty), and amenities (e.g., retail stores, entertainment, services, parks). The above estimates are the mean appraised values in the metropolitan area for neighborhood with average housing stock, socioeconomic, and amenities.



Over Time, 2013-2021

Figure 1

Mean Appraised Values Over Time 2013-2021



Source: Authors' analysis of FHFA UAD, 2006-2010, 2011-2015, and 2016-2020 American Community Survey 5-year estimates and 2013-2018 National Neighborhood Data Archive.

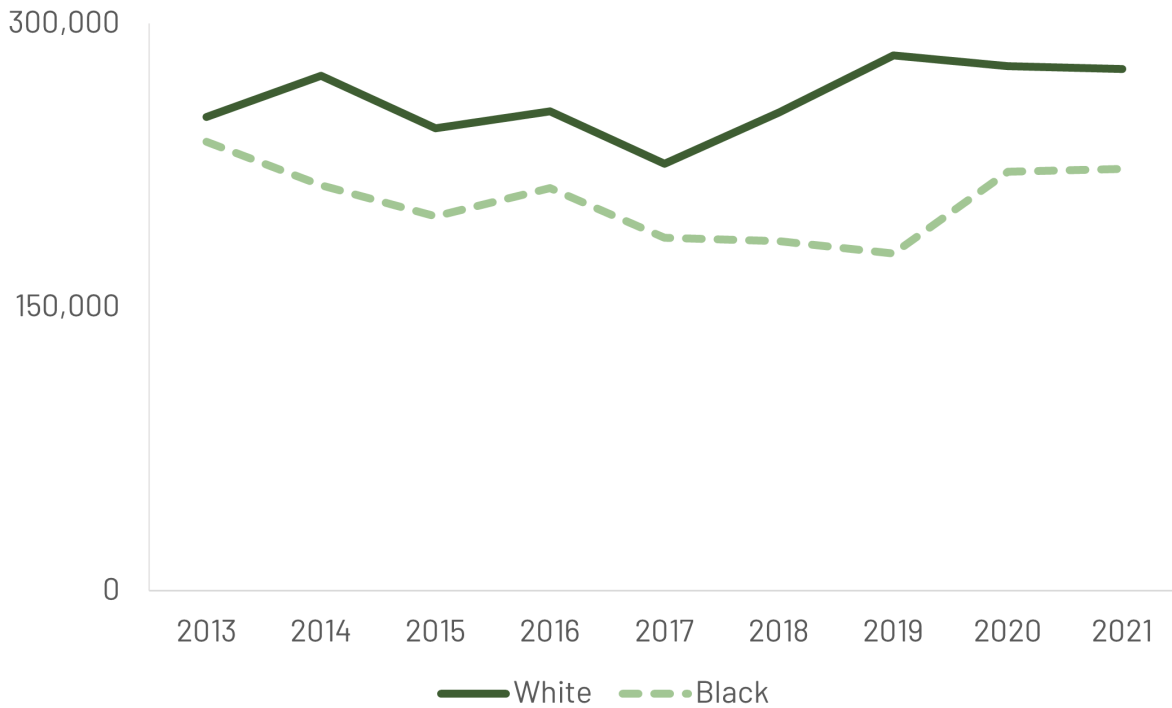
	2013	2014	2015	2016	2017	2018	2019	2020	2021
Communities of Color	224,472	191,844	194,072	201,532	192,246	179,844	173,577	221,807	229,685
White Neighborhoods	231,987	244,179	239,877	240,871	230,927	248,269	279,114	277,552	281,215



By Racial Group

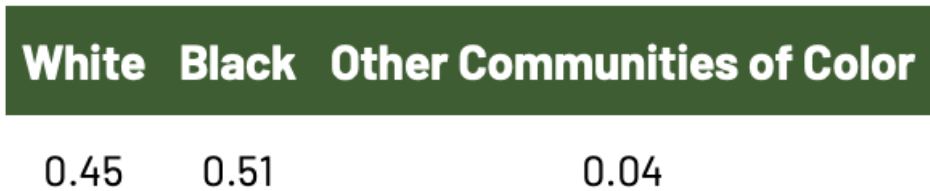
Figure 2

Mean Appraised Values Over Time 2013-2021



Source: Authors' analysis of FHFA UAD, 2006-2010, 2011-2015, and 2016-2020 American Community Survey 5-year estimates and 2013-2018 National Neighborhood Data Archive.

Metropolitan Area Racial Group Proportions, 2021



Citation: Howell, Junia and Elizabeth Korver-Glenn. 2022. "Metropolitan Area Supplemental Files ." In *Appraised: The Persistent Evaluation of White Neighborhoods as More Valuable Than Communities of Color*. eruka.org/appraised