



North Port-Sarasota-Bradenton, FL

2021

Mean Appraised Value

\$540,886

Mean Appraised Value in
Communities of Color


\$472,618



Mean Appraised Value in
White Neighborhoods

\$558,180

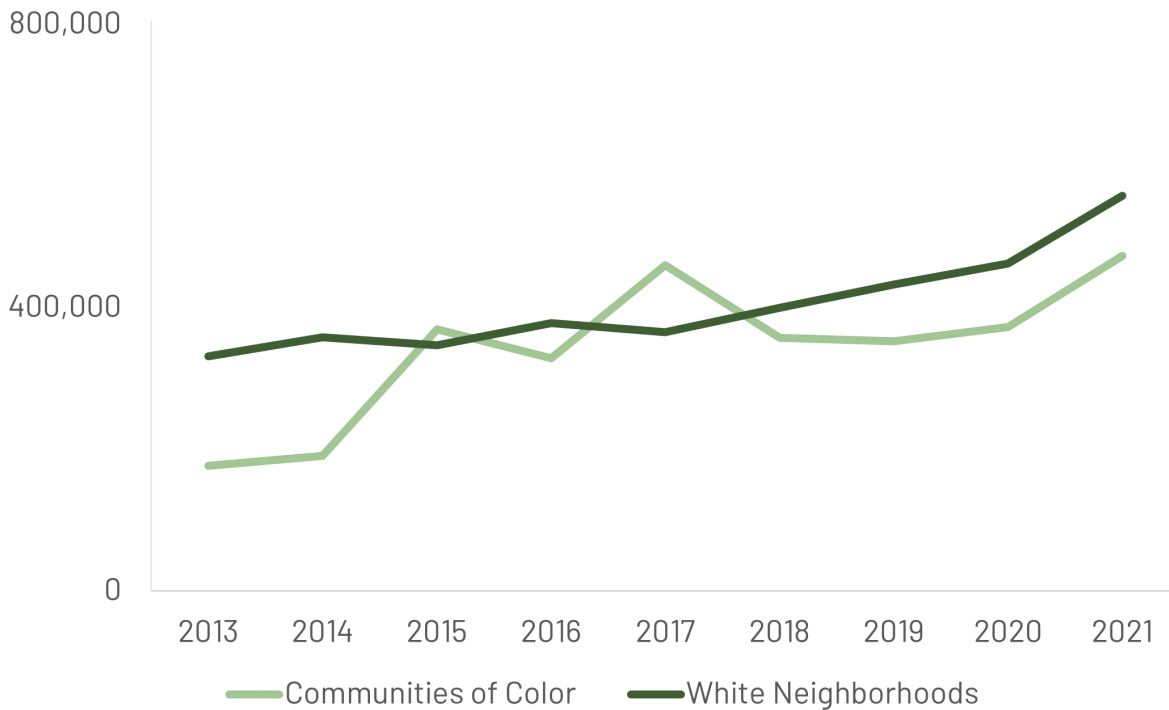
Appraisers determine a home's value by taking into consideration the property and neighborhood characteristics. To make an "apples to apples" comparison, we use a regression model that takes into consideration neighborhood housing stock (e.g., size, type, age), socioeconomic status (e.g., property owners, employment rates, poverty), and amenities (e.g., retail stores, entertainment, services, parks). The above estimates are the mean appraised values in the metropolitan area for neighborhood with average housing stock, socioeconomic, and amenities.



Over Time, 2013-2021

Figure 1

Mean Appraised Values Over Time 2013-2021



Source: Authors' analysis of FHFA UAD, 2006-2010, 2011-2015, and 2016-2020 American Community Survey 5-year estimates and 2013-2018 National Neighborhood Data Archive.

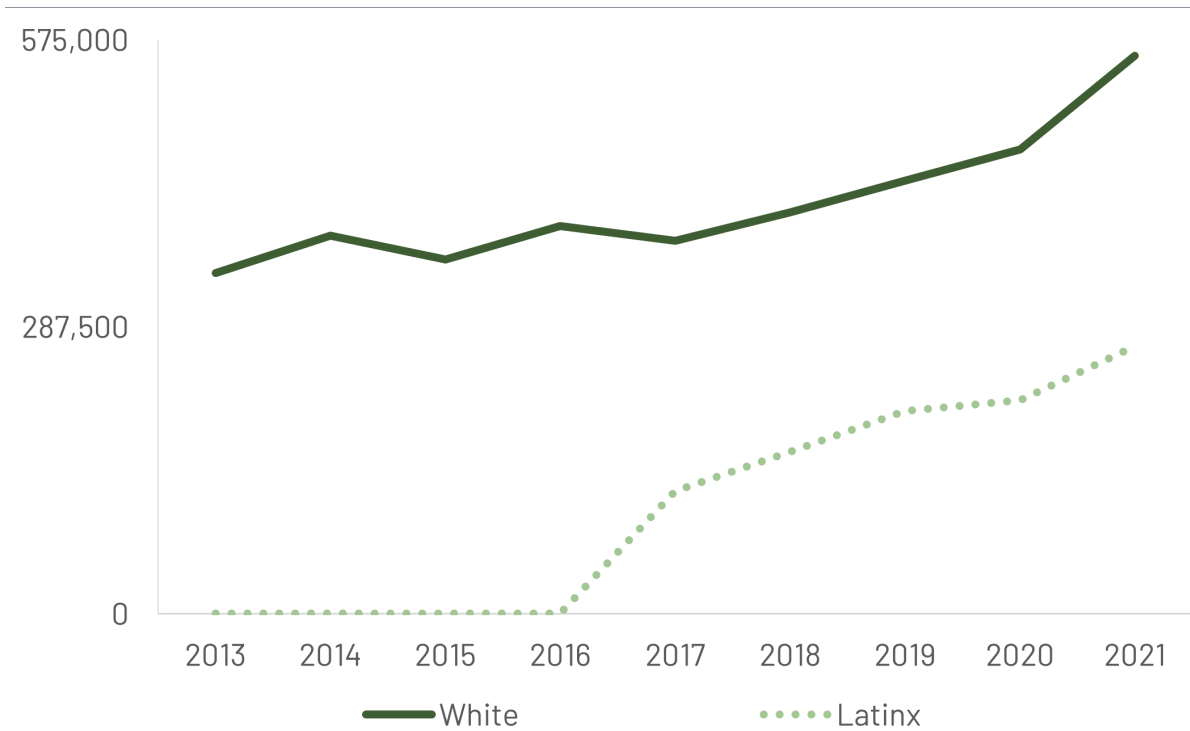
	2013	2014	2015	2016	2017	2018	2019	2020	2021
Communities of Color	176,387	190,252	369,331	328,603	459,800	356,981	352,483	372,449	472,618
White Neighborhoods	331,468	358,099	346,756	378,080	365,364	399,813	432,610	462,259	558,180



By Racial Group

Figure 2

Mean Appraised Values Over Time 2013-2021



Source: Authors' analysis of FHFA UAD, 2006-2010, 2011-2015, and 2016-2020 American Community Survey 5-year estimates and 2013-2018 National Neighborhood Data Archive.

Metropolitan Area Racial Group Proportions, 2021



Citation: Howell, Junia and Elizabeth Korver-Glenn. 2022. "Metropolitan Area Supplemental Files ." In *Appraised: The Persistent Evaluation of White Neighborhoods as More Valuable Than Communities of Color*. eruka.org/appraised