



Palm Bay-Melbourne-Titusville, FL


2021

Mean Appraised Value

\$375,371

Mean Appraised Value in
Communities of Color


\$189,132



Mean Appraised Value in
White Neighborhoods

\$431,732

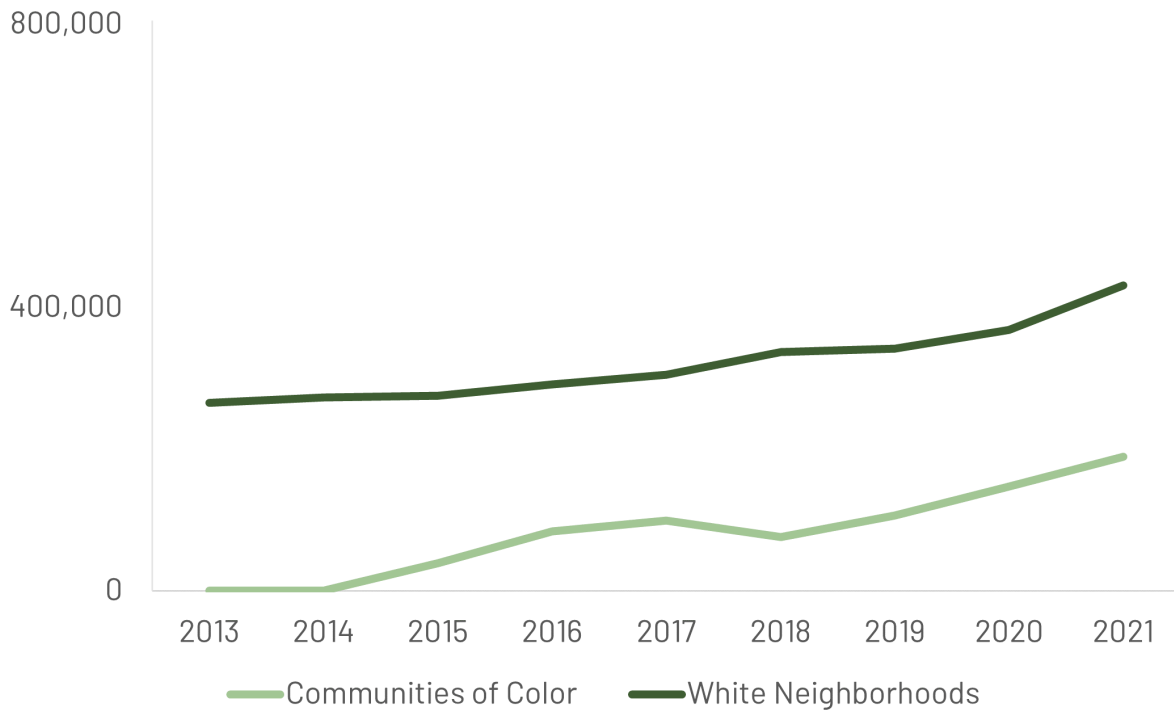
Appraisers determine a home's value by taking into consideration the property and neighborhood characteristics. To make an "apples to apples" comparison, we use a regression model that takes into consideration neighborhood housing stock (e.g., size, type, age), socioeconomic status (e.g., property owners, employment rates, poverty), and amenities (e.g., retail stores, entertainment, services, parks). The above estimates are the mean appraised values in the metropolitan area for neighborhood with average housing stock, socioeconomic, and amenities.



Over Time, 2013-2021

Figure 1

Mean Appraised Values Over Time 2013-2021



Source: Authors' analysis of FHFA UAD, 2006-2010, 2011-2015, and 2016-2020 American Community Survey 5-year estimates and 2013-2018 National Neighborhood Data Archive.

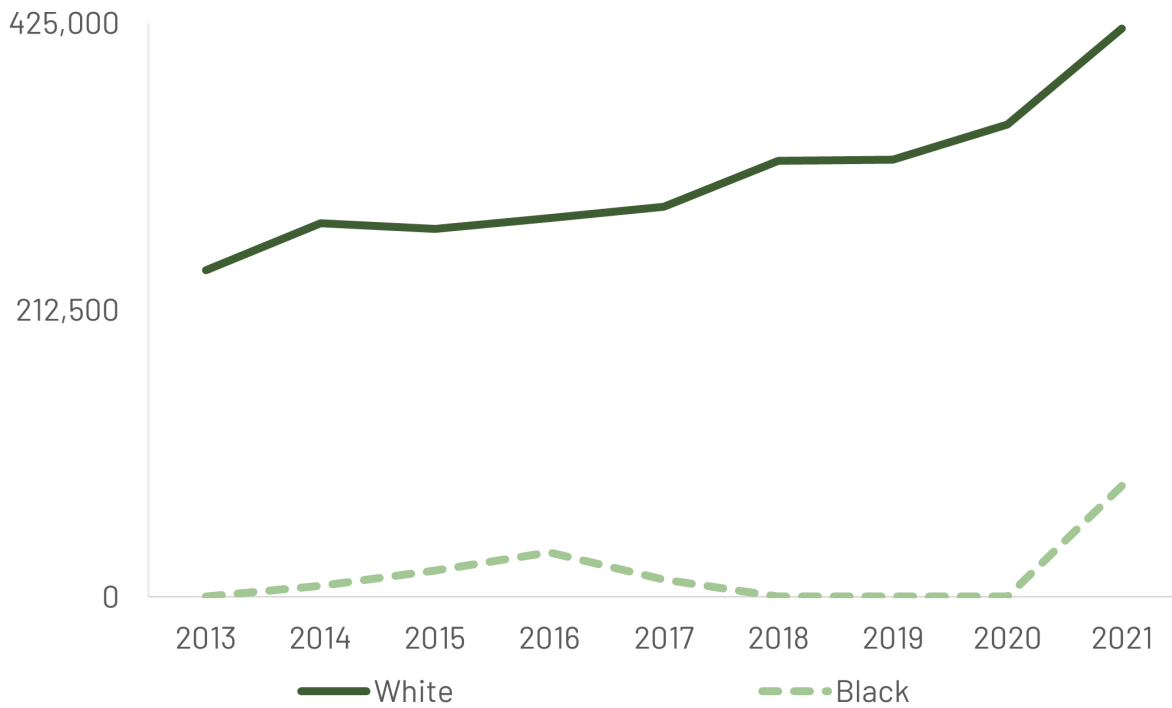
	2013	2014	2015	2016	2017	2018	2019	2020	2021
Communities of Color	-27,484	-5,484	39,612	83,803	99,492	75,970	106,237	147,537	189,132
White Neighborhoods	265,699	273,090	275,644	291,188	305,176	337,234	341,963	368,621	431,732



By Racial Group

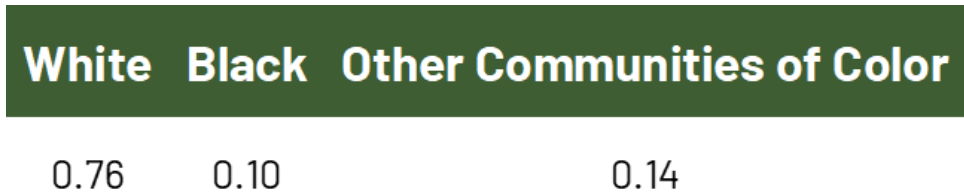
Figure 2

Mean Appraised Values Over Time 2013-2021



Source: Authors' analysis of FHFA UAD, 2006-2010, 2011-2015, and 2016-2020 American Community Survey 5-year estimates and 2013-2018 National Neighborhood Data Archive.

Metropolitan Area Racial Group Proportions, 2021



Citation: Howell, Junia and Elizabeth Korver-Glenn. 2022. "Metropolitan Area Supplemental Files ." In *Appraised: The Persistent Evaluation of White Neighborhoods as More Valuable Than Communities of Color*. eruka.org/appraised